

CYRANO - 1015C

GRAND - 2500 W HMI



- **Type:** Followspot
- **Source:** 2500 W HMI
- **PSU:** Magnetic - hot restrike
- **Optics:** 3° to 8° zoom
- **Standard:** 208 V North american

Followspot

For that little bit more!

Cyrano's narrow beam angle is suited to super-long throw distances found in the largest theatres and stadia. Its unique dimmer shutter gives Cyrano a superb dimming ability – surpassing even that of Aramis – making it indispensable for opera houses and large TV shows.

Features

- **Fully closing iris cassette:** removable for fast, easy replacement; protective backplate for extended lifespan
- **Gobo holder:** glass and metal gobos
- **Ergonomic dimmer control:** one-handed dim, pan and tilt
- **Smooth dimmer shutter:** retains flat beam and colour temperature when dimming
- **Progressive frost filter :** on flip lever for quick soft-edge beam effect
- **Horizontal chopper (optional):** for masking control in TV studios and wide stages
- **Individually removable colour frame:** gels replaced easily while colour cassette remains in place
- **Colour changer:** 6-way, self-cancelling boomerang colour-changer
- **Colour correction (CTO) and two spare filter frames on flip lever**
- **Fast-locking focus handle:** for quick and easy change of beam size
- **Easy focus reference:** graduated scale on side of the unit; fast and easy refocusing
- **Adjustable yoke:** for optimum overhead positioning
- **Easy-to-balance counterweight:** steady movement, even at long distances
- **Stand:** perfectly weighted for maximum stability with smooth rotation for optimum performance. Easy set up; triple safety system for extra security

Optical

- **Safe lamp:** no risk of explosion and no protective clothing necessary
- **Factory set optical train:** travels safely within followspot and requires no time-consuming realignment on arrival. Uniform beam on all followspots of same type
- **Quartz condenser lens:** for dazzling light output and perfectly even beam
- **Gobo :** long distance gobo projection
- **Variable zoom optics:** sharp focus at every beam angle. Independent control of image size and focus.

Construction

- **Made in France :** fully manufactured in Robert Juliat premises retaining complete control over all aspects of quality
- **Separate PSU:** compact for easy handling and rapid maintenance
- **Cooling:** highly efficient multi-zone cooling of lamp house and oversized lamp holder heat-sinks for maximum reliability and durability
- **Bodywork:** strong sheet metal construction for durability
- **Ergonomic wrap-around handle:** comfort, safety and practicality from all operating positions
- **Moving parts:** smooth at all times, even when hot
- **Captive knobs and handles:** additional security when working at height or in transit
- **Easy access to all parts:** easy cleaning, re-lamping and maintenance
- **Removable assemblies:** fast-plug cable connectors and complete component assemblies (mirror, condenser set and lamp house assembly) save maintenance and cleaning time
- **Safety:** safety switch for secure access to the lamp

Picture:1015

DSEN139_1015C - 08/11/2024

Robert Juliat reserves the right to change or alter any of the items detailed on this page, to increase or improve manufacturing techniques without prior notice.

Robert Juliat S.A.S., 32 rue de Beaumont, 60530 Fresnoy-en-Thelle - France

Telephone : +33 (0)3 44 26 51 89 - info@robertjuliat.fr - www.robertjuliat.com



ROBERT JULIAT

Source



- **Lamp type:** Discharge
- **Power:** 2500 W
- **Socket:** SFa 21
- **Hot re-strike:** yes

| Admissible lamps | Power * | Lumen output* | Colour temperature* | Life* | CRI* (min) |
|------------------------|---------|---------------|---------------------|-------|------------|
| HMI 2500W/S XS (Osram) | 2 500 W | 240 000 lm | 6000K | 500 h | 90 |

(*) manufacturer's data

Optics

Characteristics

- **Type:** Zoom
- **Range:** 3° to 8° (Field angle)
- **Focal length:** 393 - 1050 mm

Gel filter

- **Shape:** Circle
- **Standard size:** 210 mm (8.3 in)

Gobo

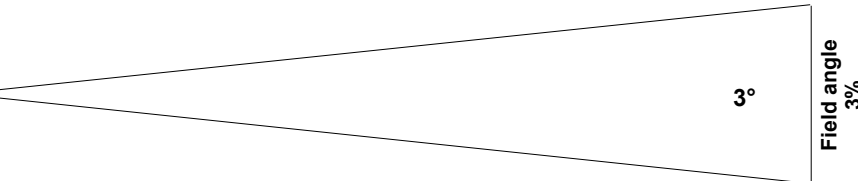
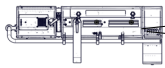
- **Size:** B
- **Material:** Metal
Glass



Photometrics

optics: 3°-8° / Standard / HMI 2500W/S XS (Osram)

• Optics @ 3°

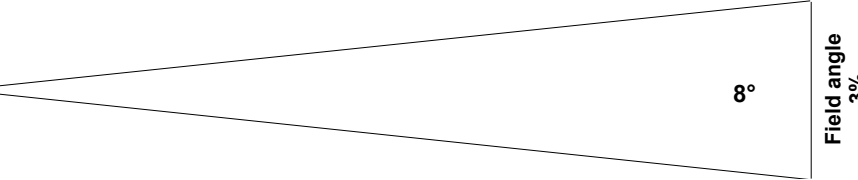
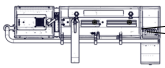


Field angle
3°

Beam intensity
7 520 000 cd

| | | | | | | |
|---------------------|-----------|-----------|-----------|---------|---------|---------|
| Distance | 40 m | 60 m | 80 m | 100 m | 120 m | 140 m |
| Diameter | 2.1 m | 3.1 m | 4.2 m | 5.2 m | 6.3 m | 7.3 m |
| Illumination | 4 750 lux | 2 100 lux | 1 200 lux | 760 lux | 530 lux | 390 lux |
| Distance | 130 ft | 195 ft | 260 ft | 330 ft | 395 ft | 460 ft |
| Diameter | 6.8 ft | 10.2 ft | 13.6 ft | 17.3 ft | 20.7 ft | 24.1 ft |
| Illumination | 450 fc | 200 fc | 120 fc | 70 fc | 49 fc | 36 fc |

• Optics @ 8°



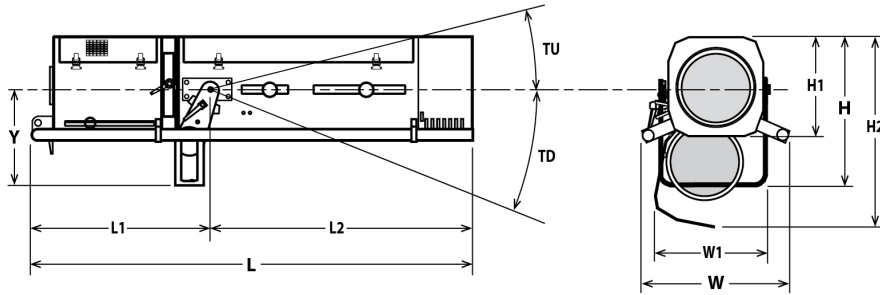
Field angle
3°

Beam intensity
1 800 000 cd

| | | | | | | |
|---------------------|-----------|---------|---------|---------|---------|---------|
| Distance | 40 m | 60 m | 80 m | 100 m | 120 m | 140 m |
| Diameter | 5.6 m | 8.4 m | 11.2 m | 14 m | 16.8 m | 19.6 m |
| Illumination | 1 150 lux | 510 lux | 290 lux | 190 lux | 130 lux | 95 lux |
| Distance | 130 ft | 195 ft | 260 ft | 330 ft | 395 ft | 460 ft |
| Diameter | 18.2 ft | 27.3 ft | 36.4 ft | 46.2 ft | 55.2 ft | 64.3 ft |
| Illumination | 110 fc | 48 fc | 27 fc | 17 fc | 12 fc | 9 fc |

Dimensions and weight

Unit



Weight: 65 kg (143 lbs)

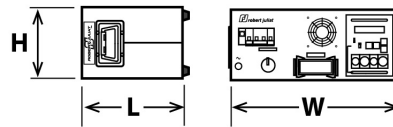
| Height | Length | Width | Yoke | Tilt |
|----------------------|----------------------|----------------------|---------------------|---------|
| H= 505 mm (19.9 in) | L= 1655 mm (65.2 in) | W= 550 mm (21.7 in) | Y= 350 mm (13.8 in) | TU= 45° |
| H1= 320 mm (12.6 in) | L1= 720 mm (28.3 in) | W1= 300 mm (11.8 in) | | TD= 60° |
| H3= 375 mm (14.8 in) | L2= 935 mm (36.8 in) | | | |

Shipping

• **Weight :** 150 kg (330 lbs)

• **Volume :** 1.11 m³ (39.02 ft³)

PSU



Width: W= 450 mm (17.7 in)

Height: H= 185 mm (7.3 in)

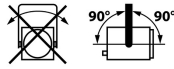
Length: L= 345 mm (13.6 in)

Weight: 31 Kg (68.2 lbs)

Installation

• **Minimum distance to illuminated surface:** 4.0 m (13.1 ft)

• **Operating position:**



Warranty

• **Fixture: 2 years**

See General Sales Condition on website

Approvals



Acoustics

• **Noise level:** < 53,7 dB(A)

Construction

- **Housing:** Steel sheet - Aluminium
- **Colour:** Black
- **Cooling:** Low noise fan
- **Maximum ambient temperature (Ta):** 40°C (104°F)
- **Maximum case temperature (Tc):** 130°C (266°F)
- **Total heat dissipation:** 10 581 BTU/h
- **Ingress Protection (IP) rating:** IP20

- **PSU housing:** Steel sheet - Aluminium
- **PSU colour:** Black
- **PSU cooling:** Fans
- **PSU maximum ambient temperature (Ta):** 40°C (104°F)
- **PSU maximum case temperature (Tc):** 70°C (158°F)

Electrical compatibility

- 220/230 V - 50 Hz
- 245 V - 50 Hz
- 110/120 V - 60 Hz
- 208 V - 60 Hz
- ~~220/230 V - 60 Hz~~
- ~~100 V - 50 Hz~~
- ~~100 V - 60 Hz~~
- Selector: local switch

Power input

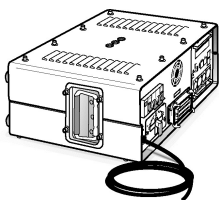


- **Type:** attached power cord
- **Cable:** 12 AWG SJ type (UL/CSA)
- **Length:** 1.5 m (4.9 ft)
- **Power connector:** without connector

Power consumption

| Voltage | Frequency | Current | Power | Power factor |
|---------|-----------|---------|--------|--------------|
| 230 V | 50 Hz | | 3100 W | |
| 208 V | 60 Hz | | 3100 W | |
| 245 V | 50 Hz | | 3100 W | |

Power Supply Unit





- **PSU:** Separate - Magnetic PSU
- **Lighting unit / PSU cable:** Removable cable - length: 3 m (9,8 ft)
Type: 18G1,5 JZ 602-RC (CE-UL/CSA) with 16x16A+E Harting Han® connectors
- **Maximum distance between lighting unit and PSU:** 25 m (82 ft)
- **Control:** Local
- **Protection:** Mains: 25A 2P2D - C curve breaker - UL / Electronic: 6A 2P2D - C curve breaker - UL / Auxiliary: 1A 1P1D - C curve breaker - UL

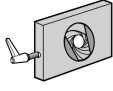

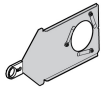
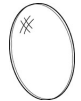


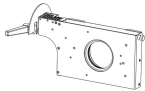





Model




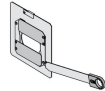




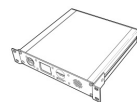


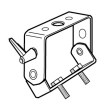
| | |
|--------------|---|
| 1015C | 2500 W HMI Followspot - 1015C Cyrano - 3/8° - Magnetic PSU - 208V North american standard |
|--------------|---|

Options

| | | |
|------------------|--|---|
| FRO/SMCPV | Heavy duty adjustable yoke equipped with TILT SpotMe sensor (C type) |  |
| FC1015 | Flight-case for 2.5K Grand range / GT4000 stand / P.S.U. / accessories - Dim: 2010x600x810mm - Weight: 78 Kg |  |

Accessories

| | | |
|-----------------------|---|---|
| CCU2 | Full closing iris cassette - Ø55mm - Weight: 1.35 Kg 1 included |  |
| PF1011 | Ø210 mm metal filter holder 6 included |  |
| SGS | Universal "B" size gobo-holder (metal, glass, frosted glass) - Weight: 0.22 Kg 1 included |  |
| FCM120R | Ø120mm 1/2 CTO correction filter (Rosco #3408) with holder 1 included |  |
| VDM1015B | Progressive frosted glass with holder - lower part 1 included | |
| VDM1015H | Progressive frosted glass with holder - upper part 1 included | |
| TC1015 | Tool case with spare parts - Weight: 2.42 Kg 1 included |  |
| HMI 2500W/S XS | HMI 2500W/S XS - Osram SFa 21 2500W 500h 6000K lamp |  |
| CCU2SM | Full closing iris cassette with position sensor for SpotMe system - Ø55mm |  |
| GT4000 | Tripod stand with safety chain - SWL: 130 Kg - max. height: 1030 mm - Weight: 7.91 Kg |  |
| GT4000R | Tripod stand with ball head rotation with security chain - SWL: 130 Kg - max. height: 1030 mm - Weight: 10 Kg |  |
| GT4000RSM | Tripod stand with ball head rotation with security chain and SpotMe PAN sensor - SWL: 130 Kg - max. height: 1030 mm |  |
| GT4000S | Tripod stand without safety chain - SWL: 130 Kg - max. height: 1030 mm - Weight: 8.65 Kg |  |
| JPP | Monopod stand for overhead followspot - Weight: 3.6 Kg |  |

| | | |
|-------------------|---|---|
| T4000 | Followspot mount for Ø50mm pipe (suspension or overhead) - SWL= 100 Kg - Weight: 4.88 Kg |  |
| T4000RSM | Followspot mount with ball head rotation and SpotMe PAN sensor - SWL = 100 Kg - Weight: 8.53 Kg |  |
| FRO/SMCPD | Heavy duty adjustable yoke equipped with TILT SpotMe sensor (C type) |  |
| G56H | Ø56mm horizontal chopper - Weight: 0.2 Kg |  |
| BK/E1 | Extra weight kit for BK1 (0,5 Kg) - Weight: 0.5 Kg | |
| BK1 | Followspot balancing kit (including 1 Kg counterweights) - Weight: 2.05 Kg |  |
| H/1015 | Dust cover - Weight: 0.61 Kg | |
| Kit TELRAD | Telrad followspot sight with raiser and universal mounting kit - Weight: 1.23 Kg |  |
| SDUP | Followspot cue sheet holder with universal mounting kit |  |
| TCSM | SpotMe calibration tool kit |  |
| Maestro | Maestro server for SpotMe - rackable unit: 1U - half 19" - Weight: 1.2 Kg |  |
| SMS | SpotMe server + 2 sensor cables + flight case |  |
| FC1015/S | Flight-case for 2.5K Grand range / GT4000 stand / P.S.U. / accessories - Weight: 78 Kg |  |
| MLA | Mini yoke (with screws) - Weight: 0.9 Kg |  |