

BIZET - 671SX VW

670SX - LED 500 W - VARIABLE WHITE



- **Type:** Profile spot
- **Source:** LED 500 W - Variable White
- **Optics:** 11° to 26° zoom
- **Colour temperature:** 3000K --> 6300K

Profile spot

The perfect FOH spot

The Bizet 670SX profile spot is a mighty replacement for the 2000W Halogen profile series, while offering remote adjustment of the colour temperature up to 6300K (with an output exceeding a 2500W profile spot with colour correction). It features a 500W tunable white LED source which is used at full power whatever the colour temperature chosen, guarantying high quality whites (CRI of 96-98 and TM30 Rf of 94-96). The lamp house new design makes it compatible with Robert Juliat 600SX, 713SX and 714SX Series profile lens tubes. It is ideal for all long-throw front of house applications in medium to large venues.

Features

- **Colour Temperature (CCT):** adjustable whites from 3000 to 6300 Kelvin. Extended mode available (CCT not calibrated)
- **Multi-function double gate:** simultaneous use of gobos and iris. Sharp focus of both gobo and shutter
- **Shutter gate:** up to 8 shutters. Remove shutters for easy maintenance or tuck fully inside gate for secure transport
- **User-friendly shutter-lock system:** secures shutters' setting in any circumstances (locking efficient up to 4 shutters)
- **Universal gobo holder:** "A" size glass and metal gobo
- **Lens tube lock feature:** secures rotating lens tube against unwanted movement
- **90° rotating lens tube / gate / front accessories holder:** rotation of the projected image is always possible – no need to move the yoke
- **Internal glass filter holder:** long term use of durable coloured, dichroic or textured glass
- **Adjustable response time:** choice of fast or slow dimming for tungsten-like simulation - adjustment by DMX protocol
- **Ethernet-DMX node:** data IN through RJ45 connector; data OUT through DMX for daisy chaining
- **Universal data control:** compatible with DMX, RDM, Art-Net, sACN protocols
- **Remote setup:** all parameters can be adjusted by RDM protocol or by web interface
- **PWM adjustment:** choice of different PWM dimming frequencies - continuous mode available
- **Advanced Ethernet node functionalities:** compatible with RDM, LLRP, Zeroconf protocols
- **Local setup:** DMX address and mode, dimming curve and response time through 4-button display with automatic light switch-off
- **Dimming parameters:** choice of square or linear dimming curves
- **DMX:** 8 or 16 bit dimming, CCT, response time and strobe function
- **Easy focus reference:** graduated scale on side of the unit; fast and easy refocusing
- **Tilt reference on hanging yoke:** index for rapid re-positioning

Optical

- **Calibrated tunable white source:** to ensure consistency between fixtures
- **Long life:** outstanding operational lifetime expectation, no need to replace lamps, low maintenance
- **Powerful tunable white:** maximum LED power guaranteed whatever the colour temperature is
- **Coated SX optical system:** double condenser optics for exceptional optical quality - Anti-Reflective coating to ensure optimal light transmission
- **Variable zoom optics:** sharp focus at every beam angle. Independent control of image size and focus. Focus handles on both sides
- **Coated zoom lenses:** all zoom lenses are anti-reflection coated (AR) to ensure a maximum transmission of light.
- **Electronic dimmer:** dimming without clipping or cut-out at low intensity levels; high quality smoothing
- **No colour shift:** colour temperature remains the same when dimming

Construction

- **Made in France :** fully manufactured in Robert Juliat premises retaining complete control over all aspects of quality
- **Lamp house compatible with 611SX, 613SX, 614SX, 713SX and 714SX lens tubes:** lamp house only available for upgrade of existing tungsten fixtures
- **PSU:** built-in electronic flicker-free power supply for easy, plug-and-play installation
- **Power connectors:** compatible powerCON® TRUE1 IN and OUT connectors for daisy chaining
- **Silent-running cooling fans:** ideal for TV studios and opera houses
- **Electronic thermal management system:** ensures maximum performance of the system without any risk of overheating
- **3 cooling modes available:** includes a silent mode for perfect integration in concert halls
- **Bodywork:** strong sheet metal construction for durability
- **Captive knobs and handles:** additional security when working at height or in transit
- **Spare parts and accessories:** interchangeable across the tungsten, discharge or LED ranges, reducing running costs
- **Easy access to all parts:** easy cleaning and maintenance

Picture:671SX

DSEN412_671SX_VW - 24/03/2025

Robert Juliat reserves the right to change or alter any of the items detailed on this page, to increase or improve manufacturing techniques without prior notice.

Robert Juliat S.A.S., 32 rue de Beaumont, 60530 Fresnoy-en-Thelle - France
Telephone : +33 (0)3 44 26 51 89 - info@robertjuliat.fr - www.robertjuliat.com



ROBERT JULIAT

- Lamp type: LED
- Power: 500 W

LED specifications	Power *	Lumen output*	Colour temperature*	Life*	CRI* (min)
TVW01	500 W	31 000 lm	3000K --> 6300K	30 000 h	95

(*) manufacturer's data

Optics

Characteristics

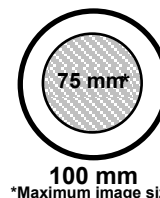
- Type: Zoom
- Range: 11° to 26° (Field angle)
- Focal length: 197 - 415 mm

Gel filter

- Shape: Square
- Standard size: 180x180 mm (7.1x7.1 in)
- Optional size: 185x185 mm (7.3x7.3 in)

Gobo

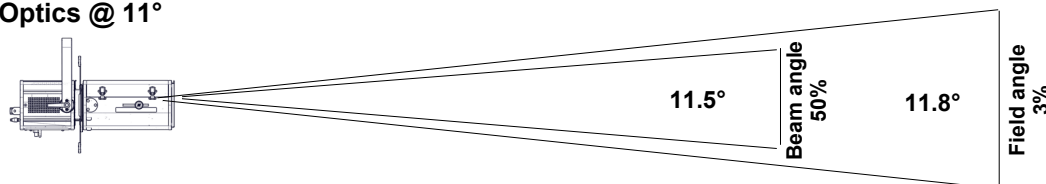
- Size: A
- Material: Metal
Glass



Photometrics (Photometrics report(s) available at the end of the document)

optics: 11°-26° / Standard / 6000 K

• Optics @ 11°



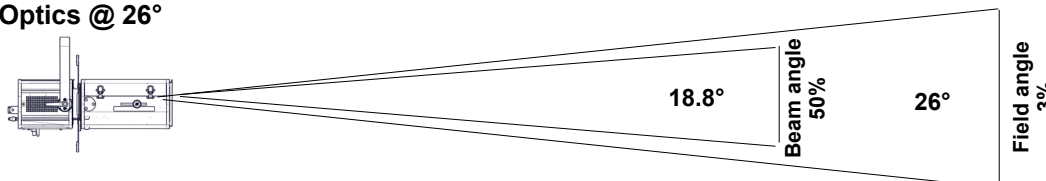
Beam intensity
571 300 cd

Field lumens
14 790 lm

Efficacy
26 lm/W

Distance	10 m	20 m	30 m	40 m	50 m	60 m
Diameter	2.1 m	4.1 m	6.2 m	8.3 m	10.3 m	12.4 m
Illumination	5 800 lux	1 450 lux	640 lux	360 lux	230 lux	160 lux
Distance	35 ft	65 ft	100 ft	130 ft	165 ft	195 ft
Diameter	7.2 ft	13.4 ft	20.7 ft	26.9 ft	34.1 ft	40.3 ft
Illumination	470 fc	140 fc	60 fc	34 fc	21 fc	16 fc

• Optics @ 26°



Beam intensity
138 000 cd

Field lumens
12 470 lm

Efficacy
22 lm/W

Distance	10 m	20 m	30 m	40 m	50 m	60 m
Diameter	4.6 m	9.2 m	13.9 m	18.5 m	23.1 m	27.7 m
Illumination	1 400 lux	350 lux	160 lux	90 lux	60 lux	39 lux
Distance	35 ft	65 ft	100 ft	130 ft	165 ft	195 ft
Diameter	16.2 ft	30 ft	46.2 ft	60 ft	76.2 ft	90 ft
Illumination	120 fc	33 fc	14 fc	9 fc	6 fc	4 fc

Remote control

- Data protocol: USITT DMX512-A
RDM / Art-Net / sACN

- Data IN connector: 5 pins XLR male + etherCON RJ45
- Data OUT connector: 5 pins XLR female



• DMX chart:

Mode 1 (1 channels)

Dimmer

Mode 2 (6 channels)

Dimmer
Dimmer fine
Strobe duration
Strobe speed
Response time
Control mode

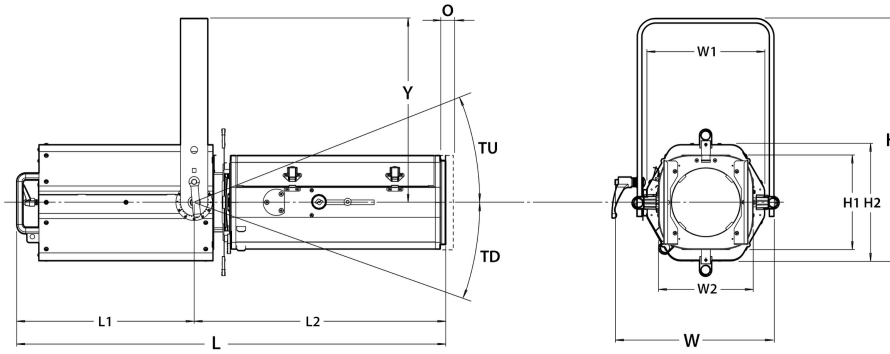
Mode 3 (2 channels)

Dimmer
CCT

Mode 4 (8 channels)

Dimmer
Dimmer fine
Strobe duration
Strobe speed
Response time
Control mode
CCT
CCT fine

Dimensions and weight



Weight: 21 kg (46.2 lbs)

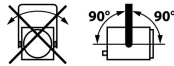
Height	Length	Width	Yoke	Tilt	Option
H= 535 mm (21.1 in)	L= 942 mm (37.1 in)	W= 347 mm (13.7 in)	Y= 405 mm (15.9 in)	TD= 90°	O= 25 mm (1 in)
H'= 445 mm (17.5 in)	L1= 390 mm (15.4 in)	W1= 259 mm (10.2 in)	Y'= 315 mm (12.4 in)		
H1= 208 mm (8.2 in)	L2= 552 mm (21.7 in)	W2= 208 mm (8.2 in)			
H2= 259 mm (10.2 in)					

Shipping

- **Weight :** 23 kg (50.6 lbs)
- **Volume :** .15 m³ (5.19 ft³)

Installation

- **Minimum distance to illuminated surface:** 1.5 m (4.9 ft)
- **Operating position:**



Construction

- **Housing:** Steel sheet - Aluminium
- **Colour:** Black
- **Cooling:** Low noise variable fan
- **Maximum ambient temperature (Ta):** 40°C (104°F)
- **Maximum case temperature (Tc):** 90°C (194°F)
- **Total heat dissipation:** 2 017 BTU/h
- **Ingress Protection (IP) rating:** IP20

Electrical compatibility

- 220/230 V - 50 Hz
- 245 V - 50 Hz
- 110/120 V - 60 Hz
- 208 V - 60 Hz
- 220/230 V - 60 Hz
- 100 V - 50 Hz
- 100 V - 60 Hz
- Selector: automatic detection

Power input



- **Type:** removable power cord with compatible powerCON® TRUE1 connector (included)
- **Cable:** H07RNF 3G1.5
- **Length:** 3 m (9.8 ft)
- **Power connector:** CEE 7/7 (2P+E NF/Schuko)

Power consumption

Voltage	Frequency	Current	Power	Power factor
230 V	50 Hz	2.72 A	591 W	0.94
110 V	60 Hz	5.6 A	606 W	0.98
100 V	60 Hz	6.19 A	610 W	0.99

Power Supply Unit

- **PSU:** Internal - Electronic PSU - Flicker free with PFC
- **Control:** Local / DMX
- **Protection:** Mains: 2x 10A 1P1D breaker - UL /
- **Power thru:** compatible powerCON® TRUE1 - Maximum of 5 units (230 V) / 2 units (120 V)

Warranty

- **Fixture: 3 years**
See General Sales Condition on website

Approvals






Acoustics

- **Noise level:** < 30,2 dB(A)














Model






671SX VW	LED 500 W - Variable White Profile spot - 671SX VW Bizet - 11/26°
-----------------	---

Options

CAV600E	Double slot front cassette for 185x185mm accessories	
CAV600	Double slot front cassette for 180x180mm accessories	
PCP1716A	16A blue 2P+E 6h IEC60309 power connector	

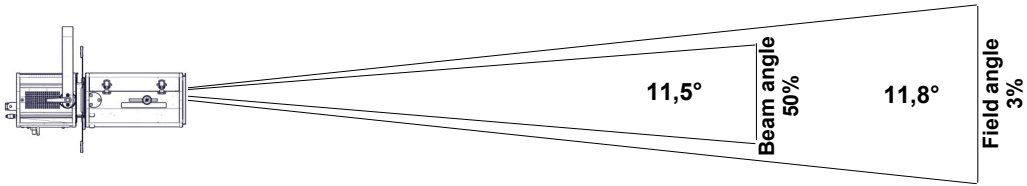
Accessories

D8	Shutter for SX series 4 included	
PF500M2	180x180mm metal filter holder 1 included	
SGUX	Universal "A" size gobo-holder (metal, glass, frosted glass) 1 included	
FO100-10	Ø97mm optical filter for coloured LED source - typ 10 1 included	
IWSX755	Drop-in iris (monoplane) with holder - Weight: 0.26 Kg	
D8	Shutter for SX series	
PF600M2	185x185mm metal filter holder	
G500	180x180mm safety grid	
CAV600A	Double slot front cassette for 180x180mm accessories - Weight: 0.43 Kg	
CAV600AE	Double slot front cassette for 185x185mm accessories - Weight: 0.45 Kg	
RPF613	180x180mm front extension cassette for 215x215mm accessories without fan (recommended for dark colours on 613SX/663SX) - Weight: 1.5 Kg	
RPF613E	180x180mm front extension cassette for 245x245mm accessories without fan (recommended for dark colours on 613SX/663SX)	
VD120	120x120mm frosted glass	

TH600	180x180mm "Top hat" (without safety cable) - ø150mm / 150mm long	
DMXcat	Bluetooth DMX/RDM Multifunction test tool - City Theatrical DMXcat®	
876	Hook clamp 40x10mm with 28mm M10 screw for Ø35 to 50mm pipes - SWL: 50Kg - Weight: 1.25 Kg	
880	Hook clamp 40x10mm with 28mm M10 screw for Ø50 to 63mm pipes - SWL: 50Kg - Weight: 1.36 Kg	
CS2	Safety cable Ø3 mm L= 600mm - SWL: 75 Kg	

• Optics @ 11°

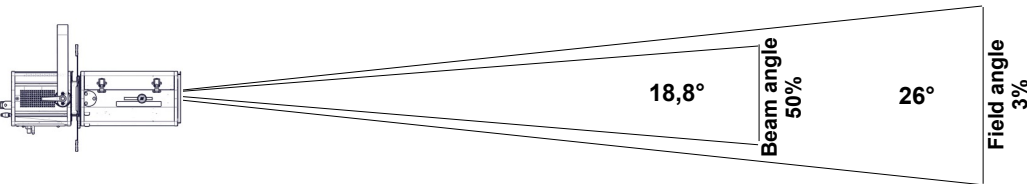
Field lumens	Beam lumens	Efficacy	Beam intensity	CCT	Delta uv
14 790 Lm	14 570 Lm	26 Lm/W	571 300 Cd	5 980 K	0.0025



Distance	10 m	20 m	30 m	40 m	50 m	60 m
Field diameter	2,1 m	4,1 m	6,2 m	8,3 m	10,3 m	12,4 m
Illumination	5 800 lux	1 450 lux	640 lux	360 lux	230 lux	160 lux
Distance	35 ft	65 ft	100 ft	130 ft	165 ft	195 ft
Field diameter	7,2 ft	13,4 ft	20,7 ft	26,9 ft	34,1 ft	40,3 ft
Illumination	470 fc	140 fc	60 fc	34 fc	21 fc	16 fc

• Optics @ 26°

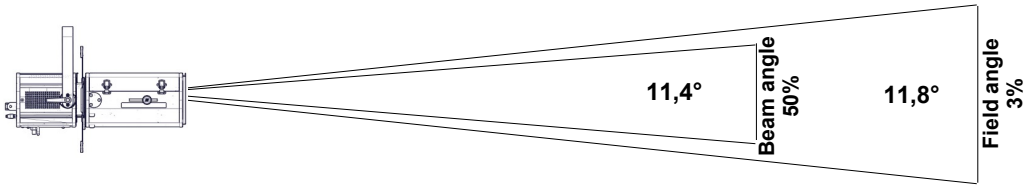
Field lumens	Beam lumens	Efficacy	Beam intensity	CCT	Delta uv
12 470 Lm	8 900 Lm	22 Lm/W	138 000 Cd	5 960 K	0.0025



Distance	10 m	20 m	30 m	40 m	50 m	60 m
Field diameter	4,6 m	9,2 m	13,9 m	18,5 m	23,1 m	27,7 m
Illumination	1 400 lux	350 lux	160 lux	90 lux	60 lux	39 lux
Distance	35 ft	65 ft	100 ft	130 ft	165 ft	195 ft
Field diameter	16,2 ft	30 ft	46,2 ft	60 ft	76,2 ft	90 ft
Illumination	120 fc	33 fc	14 fc	9 fc	6 fc	4 fc

• Optics @ 11°

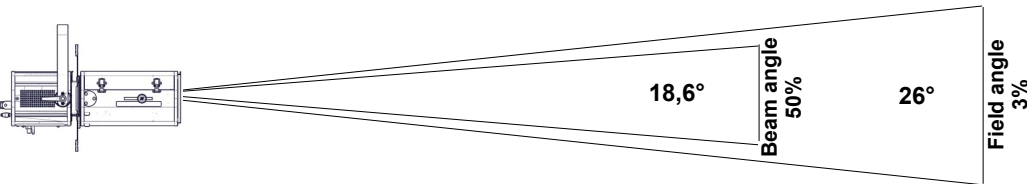
Field lumens	Beam lumens	Efficacy	Beam intensity	CCT	Delta uv
11 010 Lm	10 830 Lm	19 Lm/W	435 800 Cd	3 200 K	0.0002



Distance	10 m	20 m	30 m	40 m	50 m	60 m
Field diameter	2,1 m	4,1 m	6,2 m	8,3 m	10,3 m	12,4 m
Illumination	4 400 lux	1 100 lux	490 lux	280 lux	180 lux	130 lux
Distance	35 ft	65 ft	100 ft	130 ft	165 ft	195 ft
Field diameter	7,2 ft	13,4 ft	20,7 ft	26,9 ft	34,1 ft	40,3 ft
Illumination	360 fc	110 fc	44 fc	26 fc	17 fc	12 fc

• Optics @ 26°

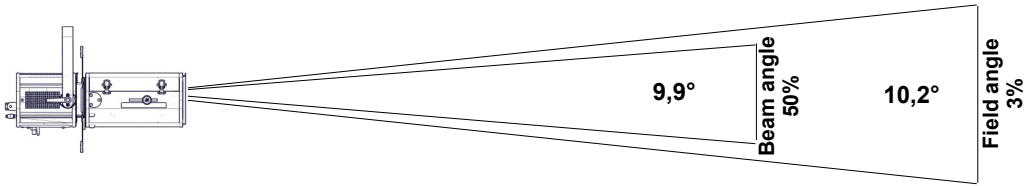
Field lumens	Beam lumens	Efficacy	Beam intensity	CCT	Delta uv
9 120 Lm	6 480 Lm	16 Lm/W	102 300 Cd	3 180 K	0.0001



Distance	10 m	20 m	30 m	40 m	50 m	60 m
Field diameter	4,6 m	9,2 m	13,9 m	18,5 m	23,1 m	27,7 m
Illumination	1 050 lux	260 lux	120 lux	65 lux	41 lux	29 lux
Distance	35 ft	65 ft	100 ft	130 ft	165 ft	195 ft
Field diameter	16,2 ft	30 ft	46,2 ft	60 ft	76,2 ft	90 ft
Illumination	85 fc	25 fc	11 fc	7 fc	4 fc	3 fc

• Optics @ 10°

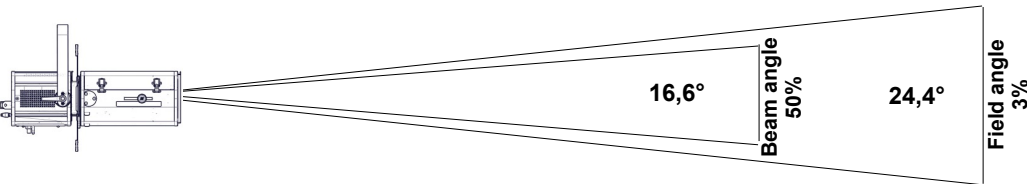
Field lumens	Beam lumens	Efficacy	Beam intensity	CCT	Delta uv
14 160 Lm	13 890 Lm	25 Lm/W	791 100 Cd	6 150 K	0.002



Distance	10 m	20 m	30 m	40 m	50 m	60 m
Field diameter	1,8 m	3,6 m	5,4 m	7,1 m	8,9 m	10,7 m
Illumination	8 000 lux	2 000 lux	880 lux	500 lux	320 lux	220 lux
Distance	35 ft	65 ft	100 ft	130 ft	165 ft	195 ft
Field diameter	6,2 ft	11,6 ft	17,8 ft	23,2 ft	29,5 ft	34,8 ft
Illumination	650 fc	190 fc	80 fc	47 fc	30 fc	21 fc

• Optics @ 25°

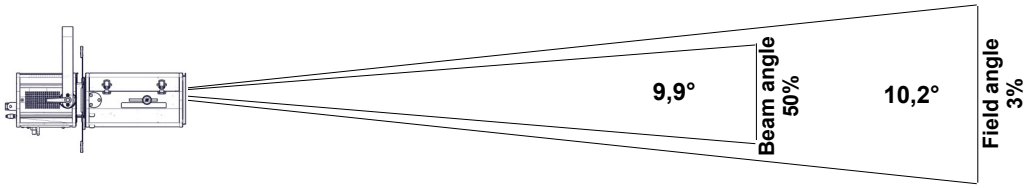
Field lumens	Beam lumens	Efficacy	Beam intensity	CCT	Delta uv
10 960 Lm	7 410 Lm	19 Lm/W	147 200 Cd	5 930 K	0.0016



Distance	10 m	20 m	30 m	40 m	50 m	60 m
Field diameter	4,3 m	8,6 m	13 m	17,3 m	21,6 m	25,9 m
Illumination	1 500 lux	370 lux	170 lux	95 lux	60 lux	41 lux
Distance	35 ft	65 ft	100 ft	130 ft	165 ft	195 ft
Field diameter	15,1 ft	28,1 ft	43,2 ft	56,2 ft	71,3 ft	84,3 ft
Illumination	130 fc	35 fc	15 fc	9 fc	6 fc	4 fc

• Optics @ 10°

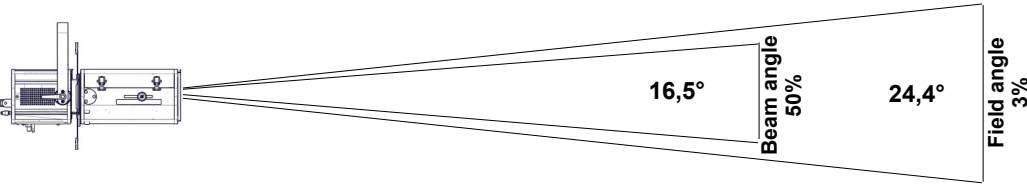
Field lumens	Beam lumens	Efficacy	Beam intensity	CCT	Delta uv
10 540 Lm	10 260 Lm	18 Lm/W	597 700 Cd	3 240 K	0



Distance	10 m	20 m	30 m	40 m	50 m	60 m
Field diameter	1,8 m	3,6 m	5,4 m	7,1 m	8,9 m	10,7 m
Illumination	6 000 lux	1 500 lux	670 lux	380 lux	240 lux	170 lux
Distance	35 ft	65 ft	100 ft	130 ft	165 ft	195 ft
Field diameter	6,2 ft	11,6 ft	17,8 ft	23,2 ft	29,5 ft	34,8 ft
Illumination	490 fc	150 fc	60 fc	36 fc	22 fc	16 fc

• Optics @ 25°

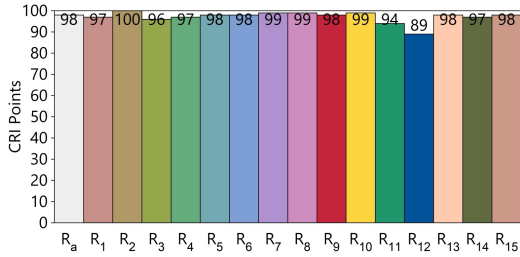
Field lumens	Beam lumens	Efficacy	Beam intensity	CCT	Delta uv
8 150 Lm	5 480 Lm	14 Lm/W	111 700 Cd	3 180 K	-0.0002



Distance	10 m	20 m	30 m	40 m	50 m	60 m
Field diameter	4,3 m	8,6 m	13 m	17,3 m	21,6 m	25,9 m
Illumination	1 150 lux	280 lux	130 lux	70 lux	45 lux	32 lux
Distance	35 ft	65 ft	100 ft	130 ft	165 ft	195 ft
Field diameter	15,1 ft	28,1 ft	43,2 ft	56,2 ft	71,3 ft	84,3 ft
Illumination	95 fc	27 fc	12 fc	7 fc	5 fc	3 fc

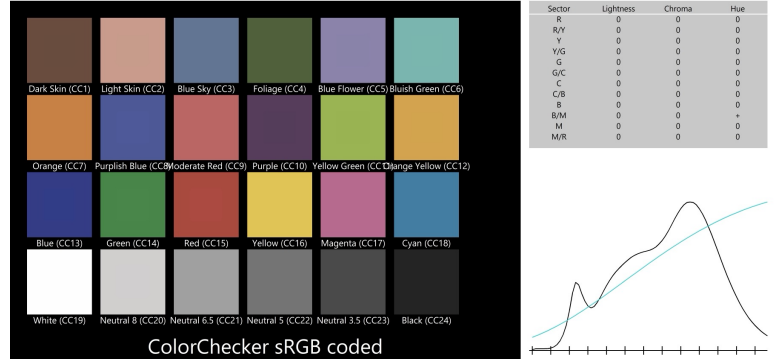
CCT	DeltaUV	CRI Ra	CRI R9	CQS Qa	TM30-18 Rf	TM30-18 Rg	TLCI	SSI [3206]
3 210K	0.0001	98	98	98	96	102	99	86

CRI - CIE Colour Rendering Index

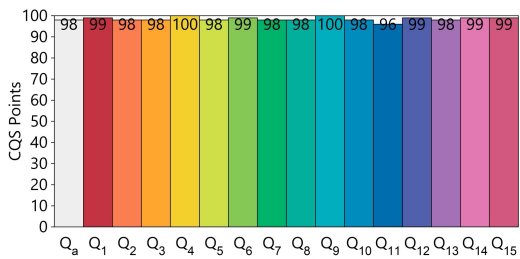


TLCI - Television Lighting Consistency Index

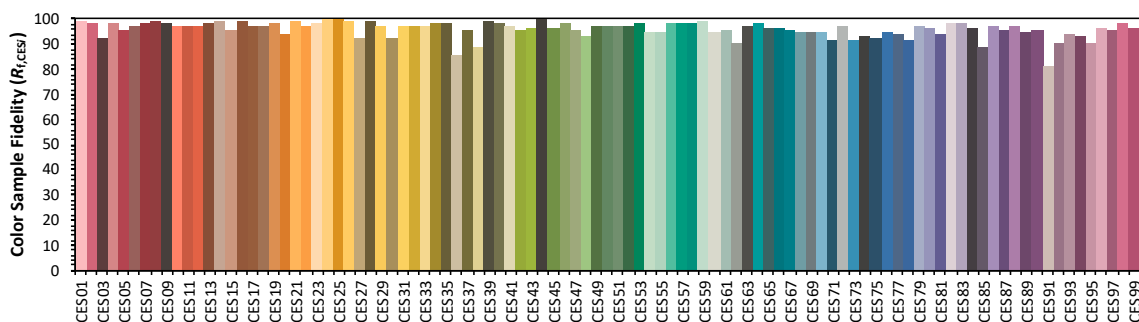
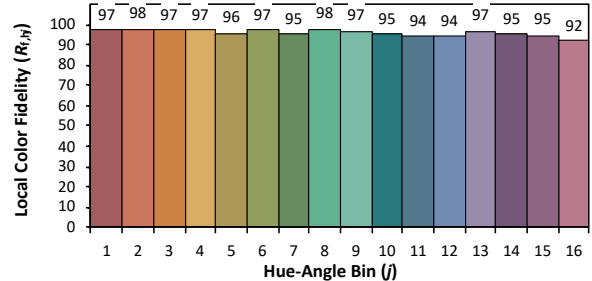
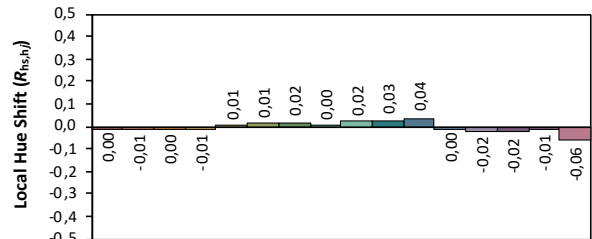
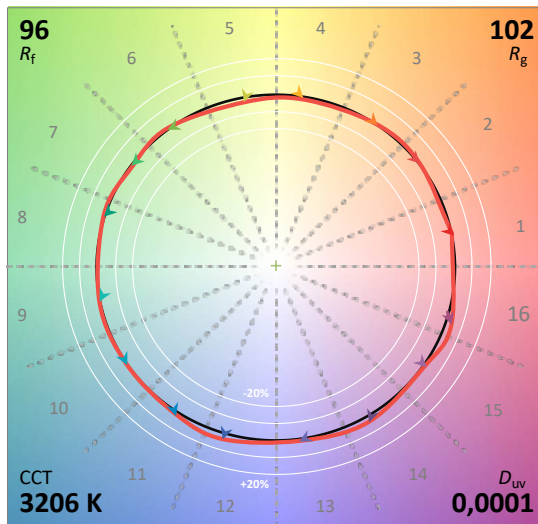
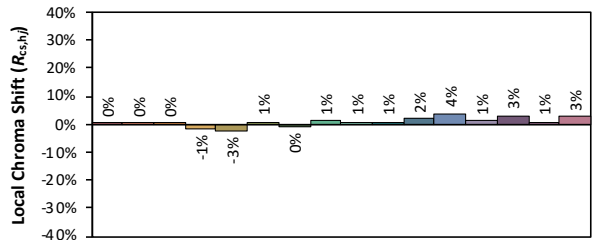
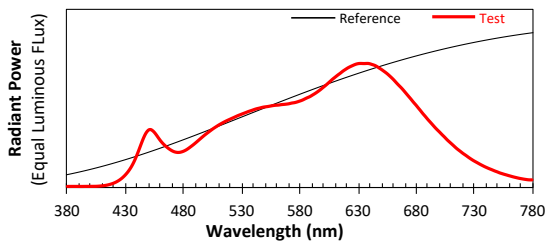
Test : CCT = P3206 (0.0)
 TLCI-2012 : 99 (P3206)



CQS - NIST Colour Quality Scale

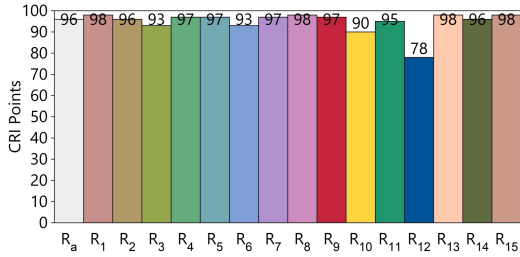


ANSI/IES TM-30-18 Colour Rendition Report



CCT	DeltaUV	CRI Ra	CRI R9	CQS Qa	TM30-18 Rf	TM30-18 Rg	TLCI	SSI [6001]
6 000K	0.0027	96	97	95	94	101	99	74

CRI - CIE Colour Rendering Index

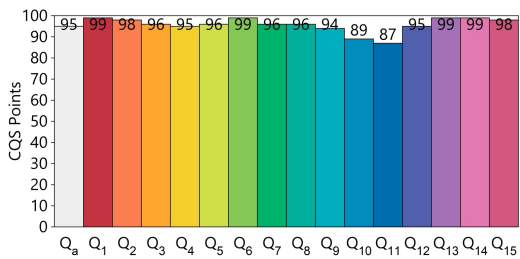


TLCI - Television Lighting Consistency Index

Test : CCT = D6001 (-0.1)
 TLCI-2012 : 99 (D6001)



CQS - NIST Colour Quality Scale



ANSI/IES TM-30-18 Colour Rendition Report

